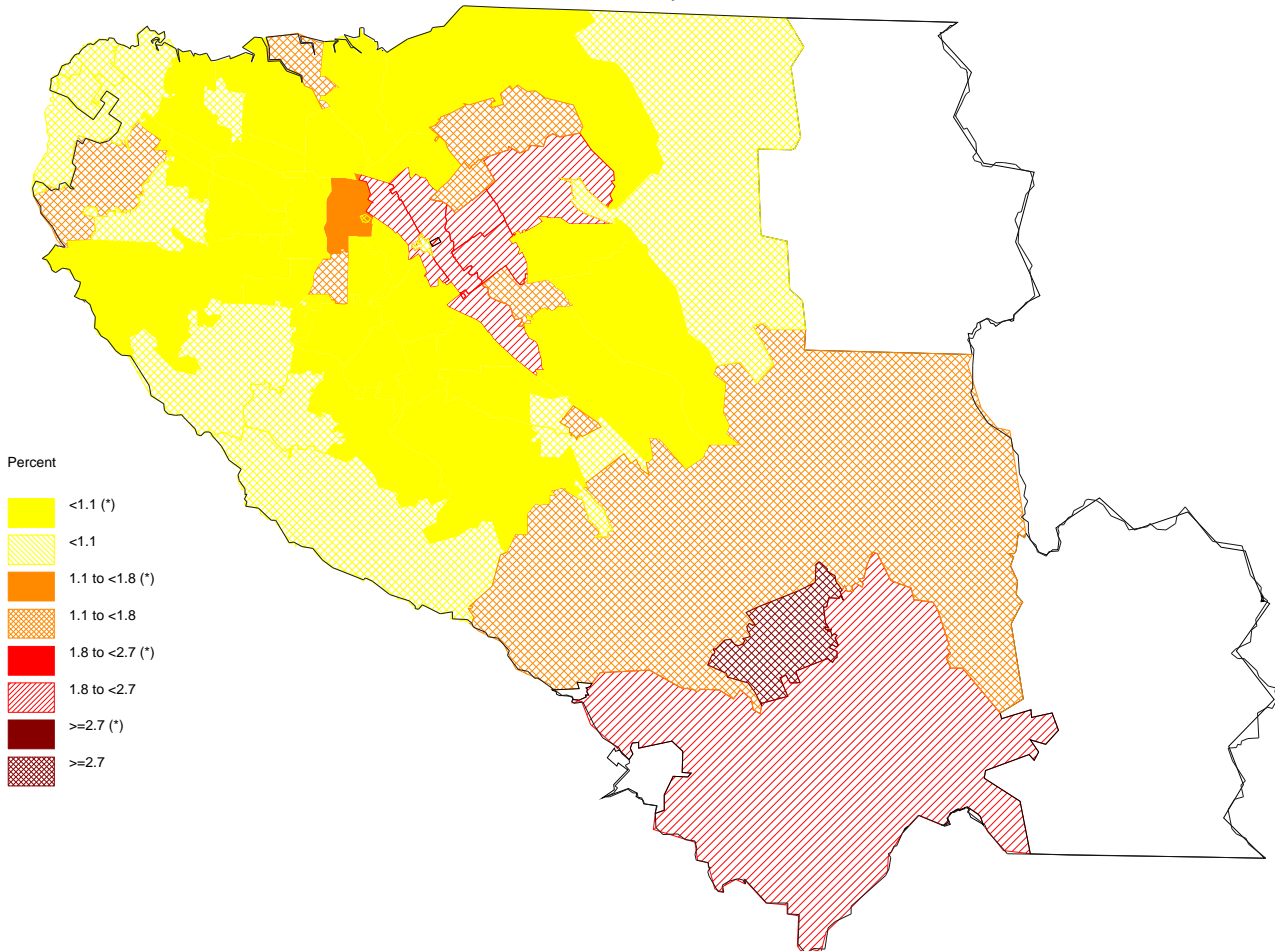










Percent of Births to Mothers with 5 or More Prior Births
Santa Clara County, 2005-2007



Percent

-  <1.1 (*)
-  <1.1
-  1.1 to <1.8 (*)
-  1.1 to <1.8
-  1.8 to <2.7 (*)
-  1.8 to <2.7
-  >=2.7 (*)
-  >=2.7

The star in parenthesis after the legend entry indicates a statistically significant percent compared to the California average (alpha=0.01; two-tailed test).
For white areas in the map, no data are available.